



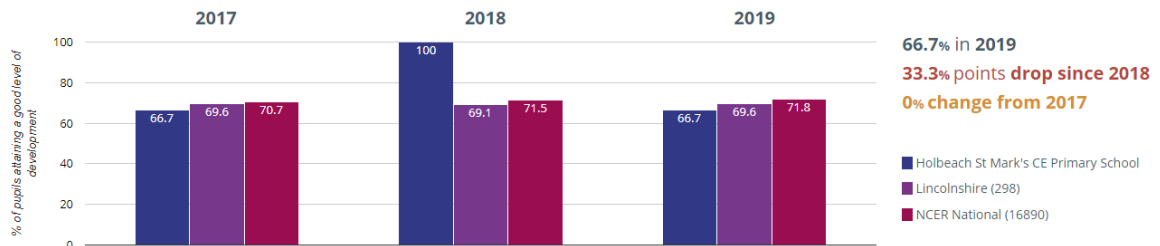
## HSM Data

### EYFS

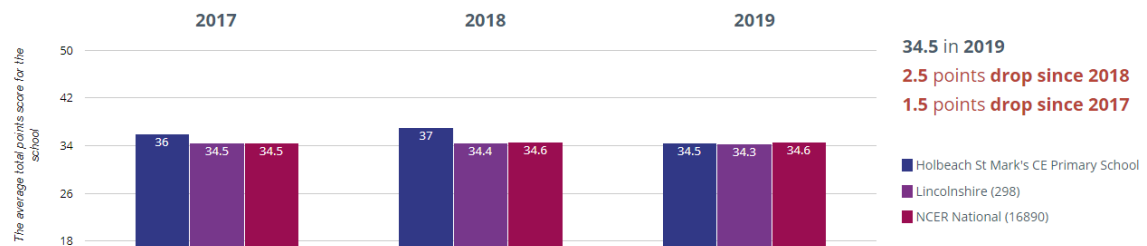
EYFSP Phonics KS1 KS2 (DfE)

Bar Line PRINT

#### ★ Good Level Of Development



#### 📊 Average Total Points Score

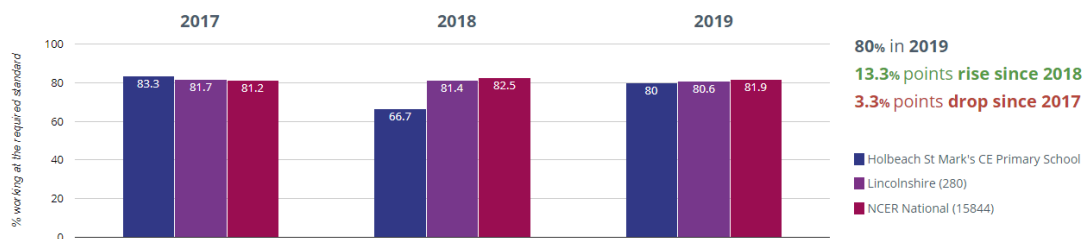


## Phonics Screening

EYFSP Phonics KS1 KS2 (DfE)

Bar Line PRINT

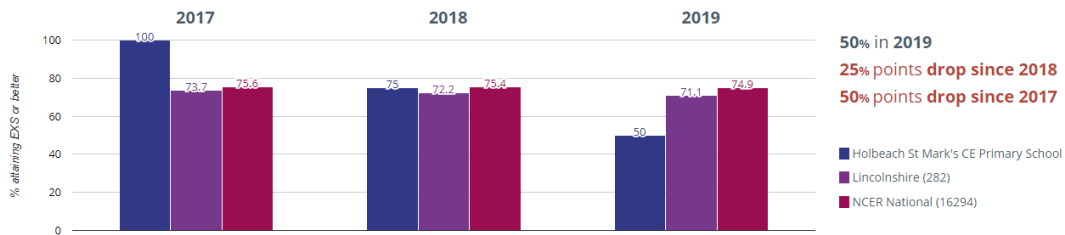
#### 👤 Year 1: Working At



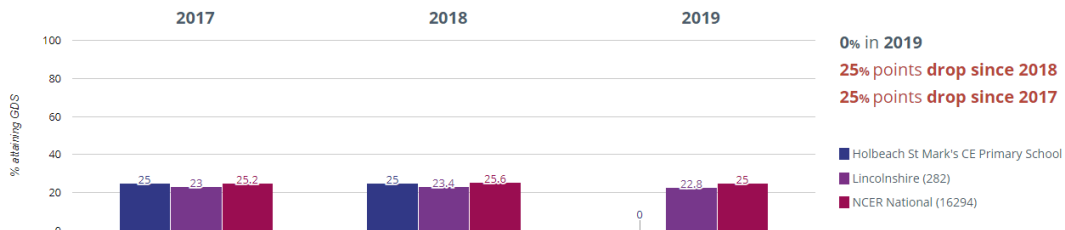


**KS1**

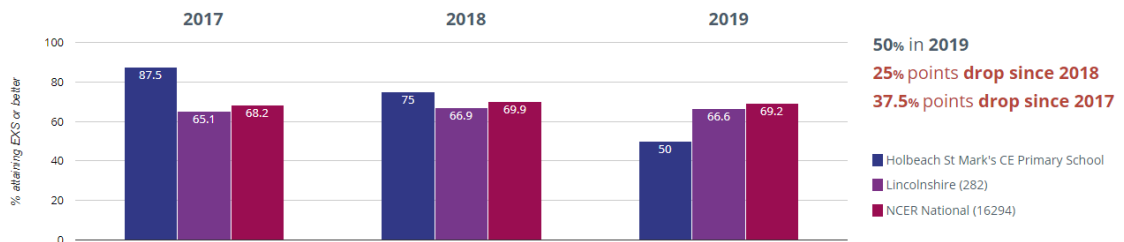
## Reading - attaining EXS or better



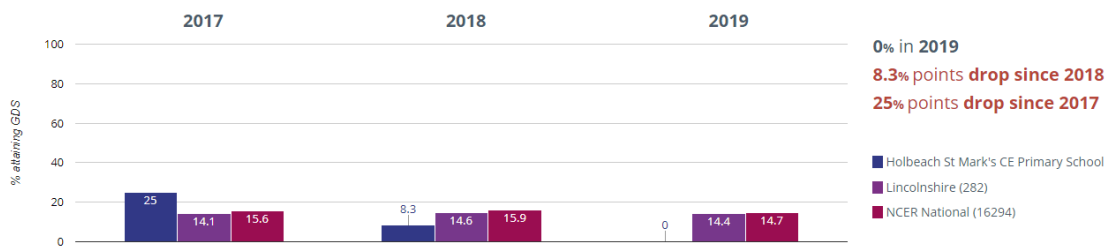
## Reading - attaining GDS



## Writing - attaining EXS or better

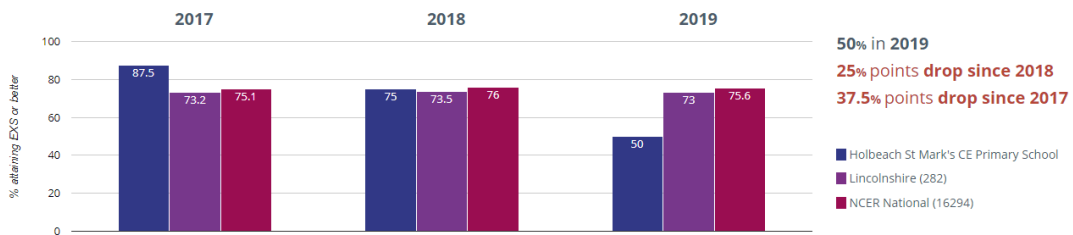


## Writing - attaining GDS

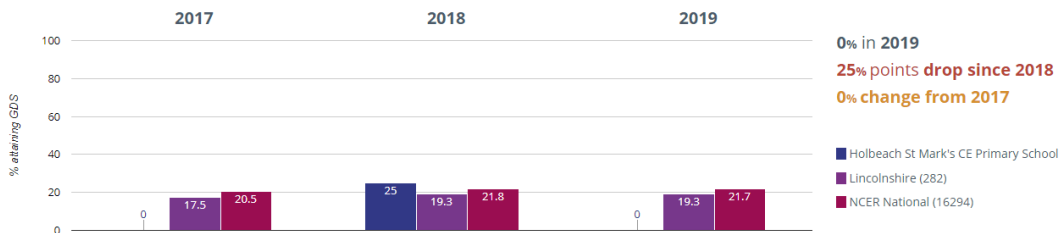




## ⊕ Maths - attaining EXS or better

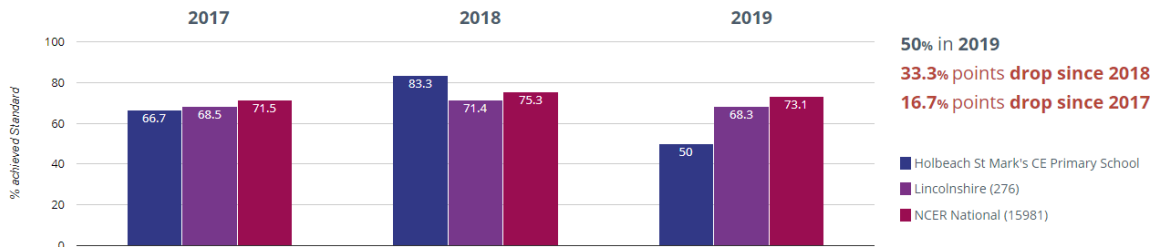


## ⊕ Maths - attaining GDS

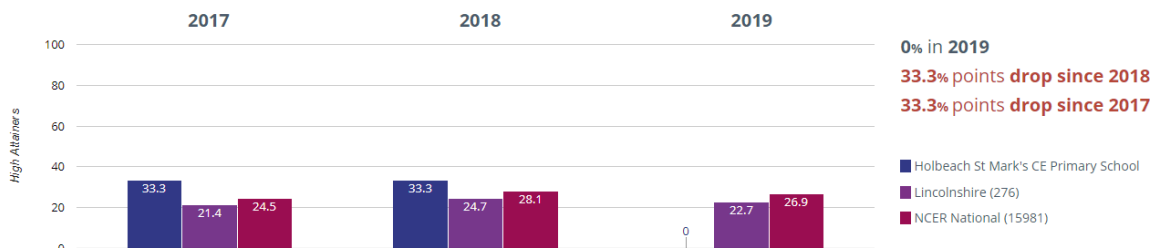


## KS2

### 📖 Reading - achieved standard

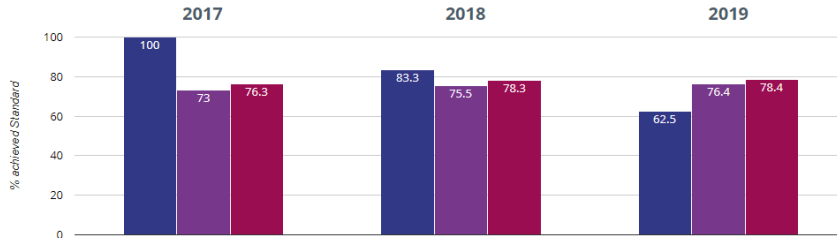


### 📖 Reading - high attainers





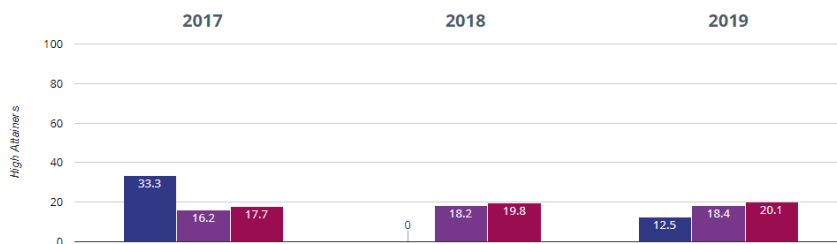
## ✍ Writing - achieved standard



**62.5% in 2019**  
**20.8% points drop since 2018**  
**37.5% points drop since 2017**

■ Holbeach St Mark's CE Primary School  
■ Lincolnshire (276)  
■ NCER National (15981)

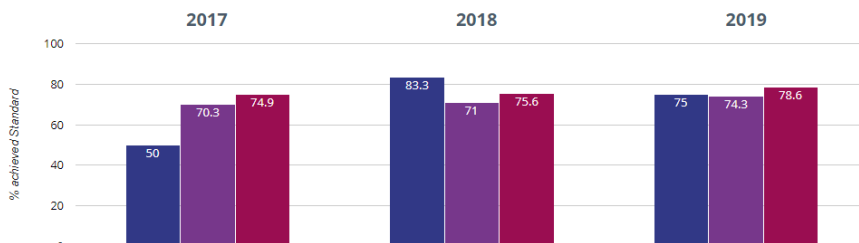
## ✍ Writing - high attainers



**12.5% in 2019**  
**12.5% points rise since 2018**  
**20.8% points drop since 2017**

■ Holbeach St Mark's CE Primary School  
■ Lincolnshire (276)  
■ NCER National (15981)

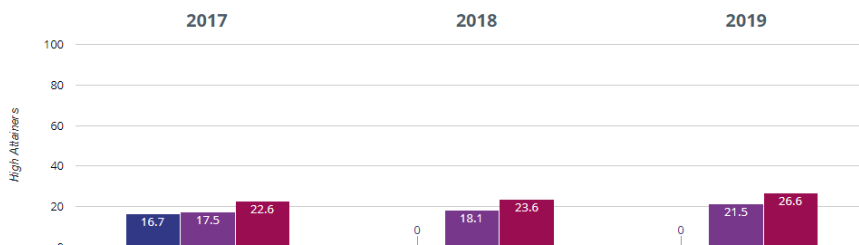
## + Maths - achieved standard



**75% in 2019**  
**8.3% points drop since 2018**  
**25% points rise since 2017**

■ Holbeach St Mark's CE Primary School  
■ Lincolnshire (276)  
■ NCER National (15981)

## + Maths - high attainers



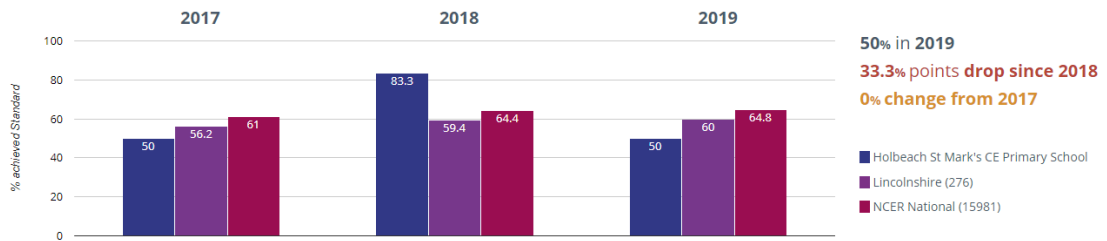
**0% in 2019**  
**0% change from 2018**  
**16.7% points drop since 2017**

■ Holbeach St Mark's CE Primary School  
■ Lincolnshire (276)  
■ NCER National (15981)

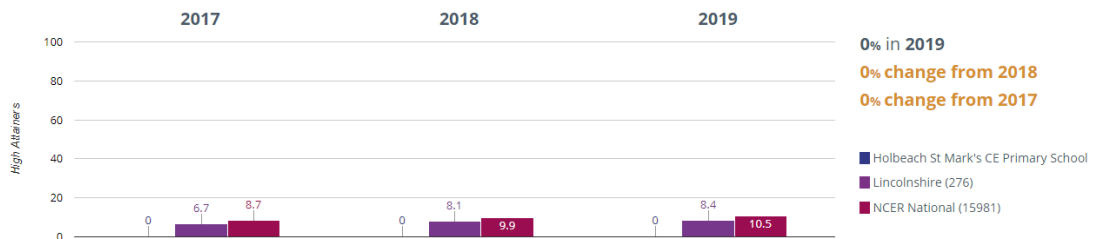




## RWM - achieved standard



## RWM - high attainers



## Progress

### PROGRESS

Subject	Level	Holbeach St Mark's CE Primary School (3089)	Local Authority - Lincolnshire	
		Value	Value	Gap
Reading	Avg. Prog. Score	-2.9	-0.9	-2.0
	Conf. Int.	±4.6 -7.50 to +1.70	±0.1 -1.00 to -0.80	n/a
Writing	Avg. Prog. Score	-0.1	-0.2	+0.1
	Conf. Int.	±4.3 -4.40 to +4.20	±0.1 -0.30 to -0.10	n/a
Maths	Avg. Prog. Score	-0.9	-0.8	-0.1
	Conf. Int.	±4.0 -4.90 to +3.10	±0.1 -0.90 to -0.70	n/a

