

Attainment & progress

KS2 Attainment 2018

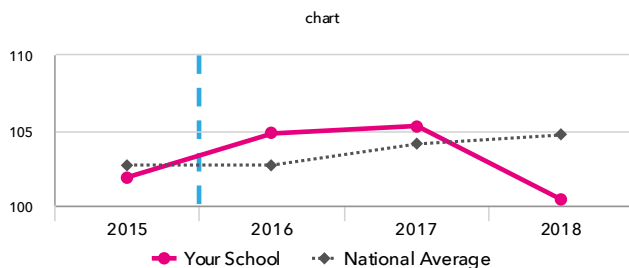
30 pupils

Average Scaled Score (Re, Ma)

100.4 - ↓



Significantly below the national average (104.7)

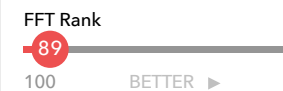


KS2 Progress 2018

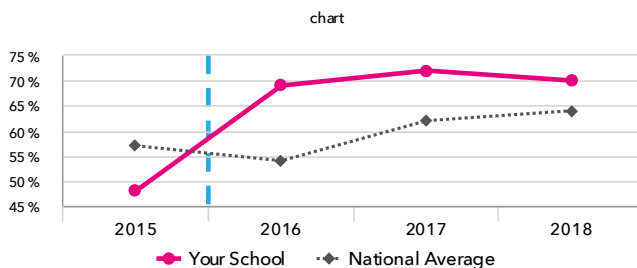
28 matched pupils

Average Scaled Score (Re, Ma)

-2.6 - ↓

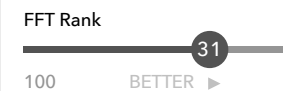


Significantly below the national average (0)



% Expected standard+ (Re, Wr, Ma)

+7%



In line with the national average (0%)

% Expected standard+ (Re, Wr, Ma)

70%



In line with the national average (64%)

KS2 performance summary

| | Actual results | | | Pupil progress | | |
|--|---|---|---|--|---|--|
| | 2016 | 2017 | 2018 | 2016 | 2017 | 2018 |
| Number of Pupils / % Matched | 29 | 29 | 30 | 100% | 100% | 93% |
| % Expected standard+ (Re, Wr, Ma) | 69% | 72% | 70% | +29% + | +12% | +7% |
| % Higher standard (Re, Wr, Ma) | 3% | 3% | 0% | +1% | -3% | -6% |
| Average Scaled Score (Re, GPS, Ma) | 104.5 | 106.4 | 100.3 - ↓ | +4.3 + | +2.4 + | -2.8 - ↓ |
| Average Scaled Score (Re, Ma) | 104.8 | 105.3 | 100.4 - ↓ | +4.9 + ↑ | +1.7 ↓ | -2.6 - ↓ |
| % Expected standard+ Reading | 86% + | 83% | 70% | +31% + | +10% | -4% |
| % Higher standard Reading | 34% + | 14% | 3% - | +24% + | -9% ↓ | -20% - |
| Scaled Score Reading | 106.2 + ↑ | 104.9 | 100.3 - ↓ | +6.8 + ↑ | +1.3 ↓ | -3.2 - ↓ |
| % Expected standard+ Writing | 72% | 76% | 77% | +6% | -2% | +1% |
| % Higher standard Writing | 7% | 10% | 10% | -1% | -3% | -3% |
| Scaled Score Writing | 99.6 | 100.3 | 100.8 | +1.0 | -0.9 | +0.3 |
| % Expected standard+ Maths | 86% | 83% | 70% | +27% + | +8% | -5% |
| % Higher standard Maths | 14% | 34% | 20% | +6% | +13% | -0% |
| Scaled Score Maths | 103.3 | 105.8 | 100.4 - ↓ | +3.0 + | +2.1 | -1.9 ↓ |
| % Expected standard+ Grammar, Punctuation & Spelling | 86% | 86% | 70% | +24% + | +9% | -4% |
| % Higher standard Grammar, Punctuation & Spelling | 24% | 59% + ↑ | 10% - ↓ | +12% | +33% + | -17% ↓ |
| Scaled Score Grammar, Punctuation & Spelling | 105.0 | 109.2 + ↑ | 99.9 - ↓ | +4.1 + | +4.0 + | -4.2 - ↓ |
| % Expected standard+ Science | 79% | 83% | 83% | - | - | - |